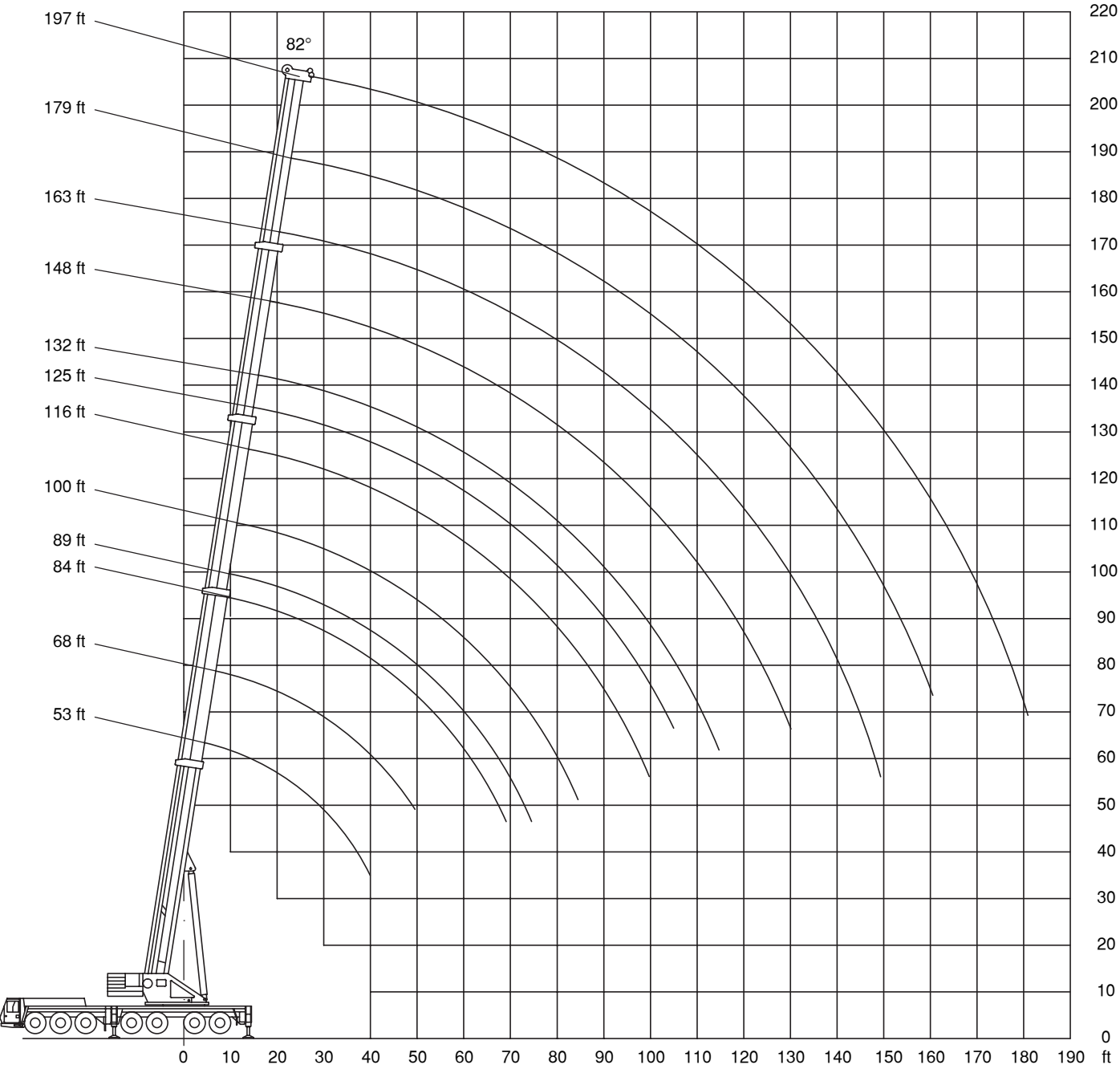


All information given are for reference only.

Crane based out of Bensalem and Cincinnati branch.
Available in other regions upon special request

550 t

All Terrain Cranes
Grove GMK 7550




53-197 ft

264,500 lbs

28'9"x29'2"

360°
85
85%

All information given are for reference only.

ft	53	68	84	89	100	116	125	132	148	163	179	197	ft	
8	788*												8	
10	678	624											10	
15	538	536	496	300									15	
20	438	442	438	300	410	372	284						20	
25	370	374	374	300	368	346	256	254					25	
30	318	320	320	298	318	316	232	228	204	181			30	
35	276	280	280	270	278	282	206	207	186	168	146		35	
40	242	244	246	238	244	246	187	186	168	155	141	123	40	
45		215	216	209	219	217	170	170	154	142	131	119	45	
50		191	196	185	195	193	154	155	141	131	122	112	50	
55			176	165	175	174	143	145	129	121	114	105	55	
60			159	147	159	157	132	136	120	111	106	98	60	
65			144	136	144	142	121	128	111	104	98	92	65	
70			131	122	130	127	111	119	102	97	92	86	70	
75				109	117	114	104	113	96	90	87	80	75	
80					106	104	95	107	90	83	81	76	80	
85					97	94	86	98	84	79	75	72	85	
90						87	78	90	79	75	71	67	90	
95						84	70	82	75	70	68	63	95	
100						79	64	76	72	66	64	60	100	
105							59	70	69	62	60	57	105	
110							56	65	66	59	56	54	110	
115								61	62	56	53	51	115	
120									57	52	51	47	120	
125									54	49	49	45	125	
130									50	47	46	43.4	130	
135										46	44	41.4	135	
140											43.4	41.2	39.6	140
145											40.6	38.6	37.6	145
150											38.2	36	35.8	150
155												33.6	33.8	155
160												31.4	31.6	160
165													29.4	165
170													27.6	170
175													25.8	175
180													24.2	180

* over rear, 20 ft outrigger span

Loads greater than 420,000 lbs can only be lifted with additional equipment

All Terrain Cranes

Grove GMK 7550



550 t



53-197 ft



220,400 lbs



28'9" x 29'2"



360°

85

85%

ft	53	68	84	89	100	116	125	132	148	163	179	197	ft
8	788*												8
10	664	624											10
15	526	524	496	300									15
20	428	432	432	300	410	372	284						20
25	360	364	364	300	362	346	256	254					25
30	308	312	312	298	310	314	232	228	204	181			30
35	264	268	268	262	272	270	206	207	186	168	146		35
40	228	232	236	226	236	234	187	186	168	155	141	123	40
45		206	208	196	207	205	170	170	154	142	131	119	45
50		180	183	172	183	180	154	155	141	131	122	112	50
55			159	150	158	155	143	145	129	121	114	105	55
60			139	130	139	136	127	136	120	111	106	98	60
65			123	115	123	120	111	124	111	104	98	92	65
70			110	108	109	109	98	111	102	97	92	86	70
75				96	98	102	87	99	94	90	87	80	75
80					89	93	80	90	88	83	81	76	80
85					81	84	75	82	83	78	75	72	85
90						77	70	74	76	71	71	67	90
95						71	65	68	69	67	67	63	95
100						65	60	64	64	63	61	60	100
105							55	61	59	58	56	56	105
110							50	57	54	54	52	52	110
115								53	50	49	48	48	115
120									46	46	43.8	44	120
125									44	42.4	40.4	40.6	125
130									41.2	39.4	37.4	37.6	130
135										36.4	34.6	34.6	135
140										34	32	32	140
145										31.6	29.6	29.6	145
150										29.4	27.2	27.4	150
155											25.2	25.4	155
160											23.4	23.4	160
165												21.6	165
170												20	170
175												18.4	175
180												17	180

* over rear, 20 ft outrigger span

Loads greater than 420,000 lbs can only be lifted with additional equipment


116-197 ft

352,700 lbs

28'9" x 29'2"

360°
85
85%

All information given are for reference only.

ft	116	125	132	148	163	179	197	ft
20	352	270	330					20
25	324	254	310	298				25
30	298	242	280	268	222	213		30
35	274	230	258	244	211	200	167	35
40	242	219	240	226	200	186	158	40
45	222	209	219	212	190	175	149	45
50	200	195	197	193	181	164	142	50
55	182	180	181	175	172	154	134	55
60	166	167	166	163	161	146	127	60
65	153	153	153	152	147	138	121	65
70	140	141	140	139	138	130	115	70
75	129	130	129	128	127	124	110	75
80	120	120	120	119	118	116	104	80
85	111	112	111	110	109	108	100	85
90	104	104	104	103	102	100	96	90
95	97	97	97	96	95	93	91	95
100		91	91	90	89	87	87	100
105		86	85	84	83	82	82	105
110		73	80	79	78	77	77	110
115			71	75	73	72	72	115
120				70	69	68	68	120
125				67	65	63	64	125
130				58	61	60	60	130
135					58	56	56	135
140					54	53	53	140
145						49	50	145
150						46	47	150
155						43.6	44	155
160						38.4	41.4	160
165							39	165
170							36.8	170
175							33.8	175

All Terrain Cranes

Hydraulic Truck Cranes

Boom Trucks

Carry Decks

Rough Terrain Cranes

Crawler Cranes

Tower Cranes

General Information

All Terrain Cranes

Grove GMK 7550



550 t



116-197 ft



264,500 lbs



28'9" x 29'2"




360°

85

85%

ft	116	125	132	148	163	179	197	ft
20	352	270	330					20
25	324	254	310	298				25
30	298	242	280	268	222	213		30
35	260	230	258	244	211	200	167	35
40	236	219	232	226	200	186	158	40
45	208	204	206	202	190	175	149	45
50	185	186	186	185	180	164	142	50
55	167	167	167	166	165	154	134	55
60	151	152	151	150	149	146	127	60
65	137	138	138	137	136	134	121	65
70	125	126	125	124	123	122	115	70
75	115	115	115	114	112	111	110	75
80	104	105	104	103	102	100	100	80
85	94	95	95	93	92	90	91	85
90	86	87	86	85	84	82	83	90
95	79	80	79	78	77	75	76	95
100		74	73	72	71	69	69	100
105		68	67	66	65	63	64	105
110		63	63	61	60	58	59	110
115			58	57	56	54	54	115
120				53	52	50	50	120
125				49	48	46	46	125
130				46	45	42.8	43	130
135					41.4	39.6	40	135
140					38.6	36.8	37.2	140
145						34.2	34.4	145
150						31.8	32	150
155						29.6	29.8	155
160						27.6	27.6	160
165							25.8	165
170							23.8	170
175							22.2	175

All information given are for reference only.



07-2011

All Terrain Cranes

Grove GMK 7550



550 t



163 ft



39-230 ft



264,500 lbs



28'9"x29'2"



360°

85

85%

ft	39 3°	59 3°	79 3°	98 3°	118 3°	138 3°	151 3° 25°		171 3° 25°		190 3° 25°		210 3° 25°		230 3° 25°		ft
45	105																45
50	100	87															50
55	96	83	66														55
60	90	80	63	51													60
65	85	77	61	49													65
70	79	72	58	47	41.6												70
75	74	68	56	45	40	33.8	28.2										75
80	70	64	53	43.6	38.6	32.6	27	25.6	23.4								80
85	66	61	51	42	37.2	31.4	26	24.4	22.6								85
90	62	57	50	40.4	35.8	29.8	24.8	23.6	21.6		19						90
95	58	54	48	39	34.4	28.4	23.8	22.6	20.8	18.6	18.2		15.4			13	95
100	54	51	46	37.8	33.4	26.8	23	21.8	19.8	17.8	17.4	15	14.8		12.4		100
105	52	49	45	36.6	32.2	25.8	22	21	19.2	17.2	16.8	14.4	14.2		12		105
110	49	46	43	35.2	31.2	25	21.2	20.2	18.4	16.4	16	13.8	13.6		11.4		110
115	46	44	41.4	34	30	24.2	20.4	19.4	17.6	15.8	15.4	13.2	13.2		11		115
120	43.6	41.8	39.6	32.8	28.8	23.4	19.6	18.8	17	15.2	14.8	12.8	12.6	10.4	10.6		120
125	41	39.8	37.8	31.6	27.6	22.4	18.8	18	16.2	14.6	14.2	12.2	12	10	10.2		125
130	38.6	38	36	30.4	26.4	21.8	18.2	17.4	15.6	14.2	13.6	11.8	11.6	9.6	9.6		130
135	36.6	36	34.2	29.2	25.2	21.2	17.6	16.8	15	13.6	13	11.2	11	9	9.2	7.4	135
140	34.6	34.2	32.6	28	24.2	20.4	17	16.2	14.4	13.2	12.4	10.8	10.6	8.6	8.8	7	140
145	32.6	32.4	30.8	26.8	23.6	19.8	16.4	15.6	14	12.6	12	10.4	10.2	8.4	8.4	6.6	145
150	30.6	30.6	29	25.8	23	19.2	15.8	15.2	13.4	12.2	11.6	10	9.6	8	8.2	6.4	150
155	28.6	29	27.4	25	22.4	18.6	15.2	14.6	13	11.8	11	9.6	9.2	7.6	7.8	6	155
160	26.6	27.4	25.6	24	21.6	18.2	14.8	14	12.4	11.4	10.6	9.2	8.8	7.2	7.4	5.8	160
165	25	26	24.4	23.2	21	17.6	14.2	13.6	12	11	10.2	8.8	8.4	7	7	5.4	165
170	23	24.4	23.4	22.2	20.4	17.2	13.8	13.2	11.6	10.6	9.8	8.6	8	6.6	6.6	5.2	170
175	21.2	22.8	22.4	21.2	19.8	16.6	13.4	12.8	11.2	10.2	9.4	8.2	7.8	6.4	6.4	4.8	175
180	19.4	21.2	21.4	20.4	19.2	16.2	12.8	12.4	10.8	9.8	9	8	7.4	6	6	4.6	180
185	17.8	19.6	20.2	19.6	18.4	15.8	12.4	12	10.4	9.6	8.6	7.6	7	5.8	5.6	4.4	185
190	16.4	18	19.2	18.6	17.8	15.4	12	11.6	10	9.2	8.4	7.2	6.8	5.6	5.4	4	190
195		16.4	18.2	17.8	17.2	15	11.6	11.2	9.6	8.8	8	7	6.4	5.2	5.2	3.8	195
200		15	16.8	17	16.6	14.6	11.4	11	9.2	8.6	7.8	6.8	6	5	4.8	3.6	200
205		13.8	15.4	16	15.8	14.2	11	10.6	9	8.2	7.4	6.6	5.8	4.8	4.6	3.4	205
210			14.2	15.2	15	13.8	10.6	10.2	8.6	8	7.2	6.2	5.6	4.6	4.2	3.2	210
215			12.8	13.8	14.4	13.4	10.2	10	8.4	7.8	6.8	6	5.4	4.4	4	3	215
220			11.8	12.6	13.6	12.8	10	9.6	8	7.4	6.6	5.8	5	4.2	3.8	2.8	220
225			10.6	11.6	12.4	12.2	9.6	9.2	7.8	7.2	6.2	5.6	4.8	4	3.6	2.6	225
230				10.4	11.4	11.6	9	8.8	7.4	7	6	5.4	4.6	3.8	3.4		230
235				9.4	10.4	10.6	8.6	8.4	7.2	6.8	5.8	5.2	4.2	3.6	3.2		235
240				8.4	9.4	9.6	7.6	8	6.8	6.4	5.6	5	4	3.4	3		240
245					8.4	8.6	6.8	7.2	6.6	6.2	5.4	4.8	3.8	3.2	2.8		245
250					7.4	7.8	5.8	6.2	6.2	6	5.2	4.6	3.6	3			250
255					6.6	7	5	5.2	5.6	5.8	4.8	4.4	3.4	2.8			255
260					5.8	6	4	4.4	4.8	5.4	4.6	4.2	3.4	2.6			260
265						5.2	3.2	3.6	4	4.8	4.4	3.8	3.2	2.6			265
270						4.4	2.6	2.8	3.2	4	3.8	3.6	3				270
275						3.8			2.4	3.2	3	3.4	2.8				275
280						3				2.4	2.2	3.2	2.4				280
285												2.6					285


179 ft

39-230 ft

264,500 lbs

28'9"x29'2"

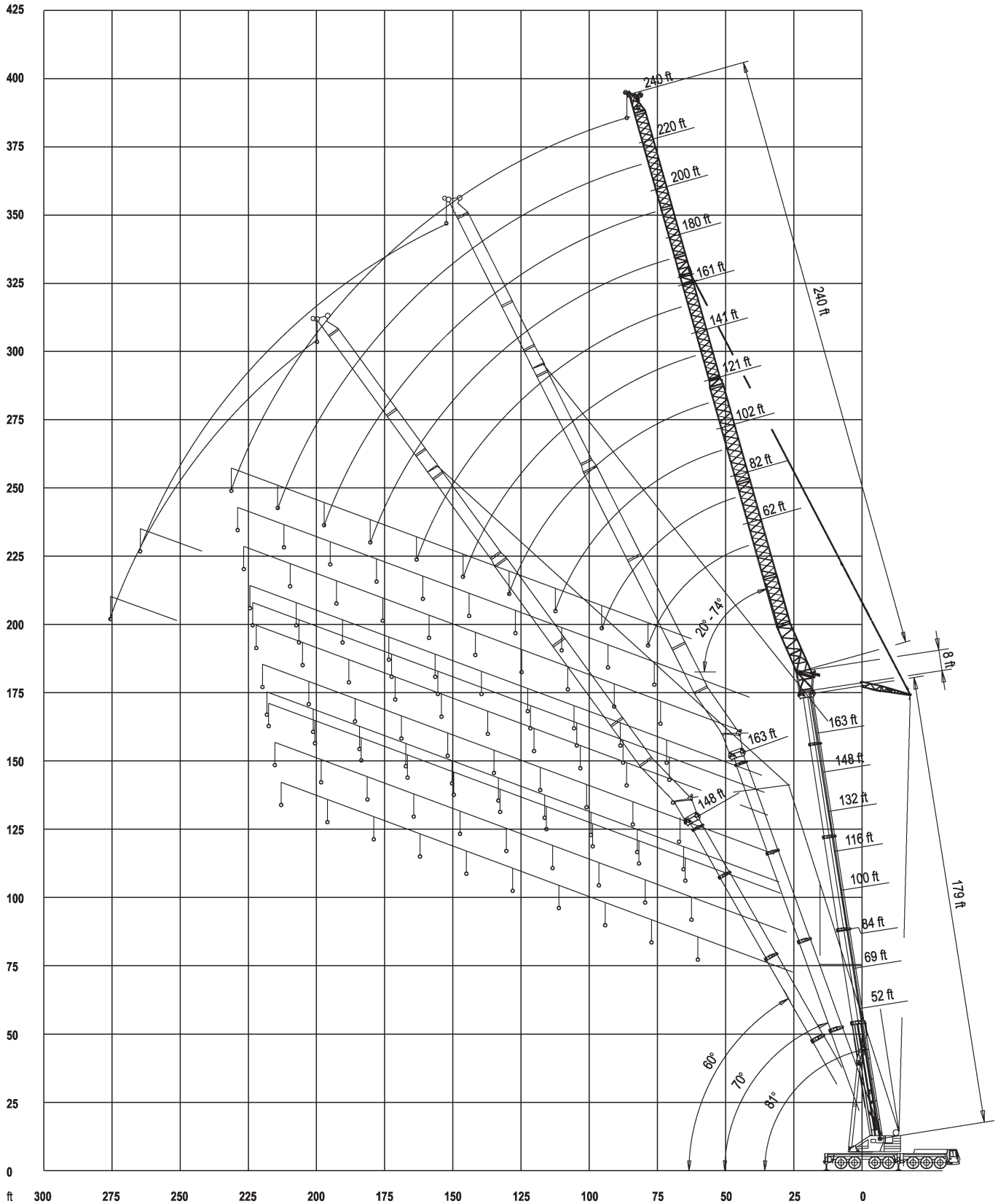
360°
85
85%

All information given are for reference only.

ft	39 3°	59 3°	79 3°	98 3°	118 3°	138 3°	151 3° 25°		171 3° 25°		190 3° 25°		210 3° 25°		230 3° 25°		ft
50	87	78															50
55	83	75															55
60	80	72	60														60
65	76	68	58														65
70	72	65	56	47													70
75	68	61	54	46	38.6												75
80	65	58	52	44	37.4	31.4	25.8	24.6									80
85	61	55	49	43	36.2	29.8	25	23.8									85
90	57	52	47	41.6	35	28.2	24.2	22.8	20.8								90
95	54	50	45	40.2	34	27	23.2	22	20		17.2						95
100	51	47	43.4	38.8	32.8	26.2	22.4	21.2	19.4	17.4	16.6		13.8		11.6		100
105	49	45	41.6	37.4	31.4	25.4	21.6	20.6	18.6	16.8	16	14	13.4		11.2		105
110	46	43	39.8	35.8	30.2	24.6	20.8	19.8	18	16.2	15.6	13.4	13		10.8		110
115	44	41	38	34.6	28.8	24	20.2	19.2	17.2	15.6	15	13	12.4		10.4		115
120	41.8	39.2	36.4	33.2	27.6	23.2	19.4	18.6	16.6	15	14.4	12.4	12		10		120
125	39.8	37.2	35	31.8	26.6	22.6	18.8	18	16	14.6	14	12	11.6	9.8	9.6		125
130	37.8	35.4	33.6	30.6	25.8	21.8	18.2	17.4	15.4	14	13.4	11.6	11.2	9.4	9.2		130
135	35.8	33.6	32.2	29.2	25	21.2	17.6	16.8	15	13.6	13	11.2	10.8	9	8.8		135
140	34	31.8	30.6	27.8	24.2	20.6	17	16.2	14.4	13	12.4	10.8	10.4	8.6	8.4	6.8	140
145	32	30	29.2	26.6	23.4	20	16.4	15.6	14	12.6	12	10.4	10	8.2	8.2	6.4	145
150	30.4	28.2	28	25.2	22.6	19.4	16	15.2	13.4	12.2	11.4	10	9.6	7.8	7.8	6.2	150
155	28.8	26.4	26.6	23.8	21.8	18.8	15.4	14.8	13	11.8	11	9.6	9.2	7.6	7.4	6	155
160	27.2	25	25.2	22.6	21	18.2	14.8	14.2	12.4	11.4	10.6	9.2	8.8	7.2	7.2	5.6	160
165	25.6	24	23.8	21.6	20.2	17.6	14.4	13.8	12	11	10.2	9	8.4	7	6.8	5.4	165
170	24	22.8	22.4	20.8	19.4	17.2	13.8	13.4	11.6	10.6	9.8	8.6	8.2	6.6	6.6	5	170
175	22.2	21.8	21.2	20	18.6	16.6	13.4	13	11.2	10.2	9.6	8.2	7.8	6.4	6.2	4.8	175
180	21	20.8	20.4	19.2	17.8	16	13	12.6	10.8	10	9.2	8	7.4	6	6	4.6	180
185	19.2	19.6	19.4	18.4	17.2	15.4	12.6	12.2	10.4	9.6	8.8	7.6	7.2	5.8	5.8	4.4	185
190	17.6	18.6	18.6	17.4	16.6	14.8	12	11.8	10.2	9.4	8.4	7.4	6.8	5.6	5.4	4.2	190
195	16.2	17.2	17.6	16.6	15.8	14.4	11.6	11.4	9.8	9	8.2	7.2	6.6	5.4	5.2	3.8	195
200	14.8	15.8	16.8	16	15.2	13.8	11.2	11	9.4	8.8	7.8	6.8	6.2	5.2	5	3.6	200
205		14.4	15.8	15.2	14.6	13.2	10.6	10.6	9.2	8.4	7.6	6.6	6	4.8	4.6	3.4	205
210		13.2	14.6	14.6	13.8	12.8	10.2	10.2	8.8	8.2	7.4	6.4	5.6	4.6	4.4	3.2	210
215		12	13.4	13.8	13.2	12.2	9.8	9.8	8.4	7.8	7	6.2	5.4	4.4	4.2	3	215
220		10.8	12.2	13	12.8	11.6	9.2	9.2	8.2	7.6	6.8	6	5.2	4.2	4	2.8	220
225			11.2	12	12.2	11.2	8.8	8.8	7.8	7.4	6.6	5.8	5	4	3.6	2.8	225
230			10	10.8	11.6	10.6	8.4	8.4	7.4	7	6.2	5.4	4.8	3.8	3.4		230
235			9	9.8	10.6	10.2	7.8	8	7	6.8	6	5.2	4.6	3.6	3.2		235
240			8.2	8.8	9.6	9.6	7.4	7.6	6.6	6.4	5.6	5	4.2	3.4	3		240
245				7.8	8.6	8.8	6.8	7.2	6.2	6.2	5.4	4.8	4	3.2	2.8		245
250				7	7.8	7.8	5.8	6.2	5.8	5.8	5	4.6	3.8	3.2	2.6		250
255				6	6.8	7	5	5.4	5.4	5.6	4.8	4.6	3.6	3	2.4		255
260				5.2	6	6.2	4.2	4.4	4.8	5.2	4.4	4.4	3.2	2.8			260
265					5.2	5.4	3.4	3.6	4	4.8	4	4.2	3	2.6			265
270					4.4	4.6	2.6	2.8	3.2	4	3.6	3.8	2.8	2.6			270
275					3.8	3.8			2.4	3.2	2.8	3.6	2.6	2.4			275
280					3	3.2				2.4		3.2					280
285						2.4						2.6					285

07-2011

550 t




52.6 ft

82-239.5 ft

264,500 lbs

28'9" x 29'2"

360°
85
85%
81°

All information given are for reference only.

ft	82	101.7	121.4	141.1	52.6 160.8	180.5	200.1	219.8	239.5	ft
45	160	140								45
50	151	136	114	92						50
55	142	132	111	91						55
60	134	129	109	89	73					60
65	128	125	106	88	72					65
70	118	122	104	86	70	56	42.6			70
75	102	118	102	84	69	54	41.4	32.6		75
80	86	108	99	83	67	53	40.4	31.6	23.4	80
85	70	96	96	81	65	52	39.2	30.8	22.8	85
90		86	93	80	64	50	38.2	29.8	22	90
95		75	88	78	62	49	37.2	29	21.4	95
100		65	80	76	61	47	36.2	28	20.6	100
105			73	74	59	46	35.2	27	20	105
110			65	71	58	45	34.4	26.2	19.4	110
115			58	68	57	43.6	33.4	25.2	18.8	115
120			51	62	56	42.6	32.6	24.2	18.2	120
125				57	54	41.6	31.8	23.2	17.6	125
130				51	53	40.6	31	22.6	17.2	130
135				46	50	39.6	30.2	22	16.6	135
140					47	38.8	29.4	21.4	16	140
145					43.2	38	28.4	20.8	15.4	145
150					39.6	37	27.6	20.2	15	150
155					36.2	36.2	26.6	19.6	14.6	155
160						35	25.8	19.2	14.2	160
165						33.4	24.8	18.6	13.6	165
170						31.8	24.4	18.2	13.2	170
175						29.6	23.8	17.8	12.8	175
180							23.2	17.2	12.4	180
185							22.8	16.8	12	185
190							22.2	16.4	11.6	190
195							21.6	15.8	11.2	195
200								15.6	11	200
205								15.2	10.6	205
210								14.8	10.2	210
215								14.4	9.8	215
220									9.6	220
225									9.2	225
230									9	230
235									8.6	235

All Terrain Cranes

Hydraulic Truck Cranes

Boom Trucks

Carry Decks

Rough Terrain Cranes

Tower Cranes

Tower Cranes

General Information

All Terrain Cranes

Grove GMK 7550



550 t



84.3 ft



82-239.5 ft



264,500 lbs



28'9"x29'2"



360°

85

85%

81°

ft	84.3									ft
	82	101.7	121.4	141.1	160.8	180.5	200.1	219.8	239.5	
50	145	125								50
55	137	123	100							55
60	129	120	99	79						60
65	122	118	98	79						65
70	117	116	97	79	63					70
75	112	113	95	78	62	49	38.4			75
80	107	111	93	77	61	48	37.6	29.6		80
85	100	109	92	76	60	47	36.8	28.6		85
90	81	105	90	75	59	46	36	27.8	21	90
95		98	89	74	58	45	35	26.8	20.4	95
100		87	88	73	57	44	34.2	26	20	100
105		75	87	72	55	43.2	33.6	25	19.4	105
110		62	81	71	54	42.2	32.8	24.4	18.8	110
115			75	70	53	41.4	32	23.8	18.2	115
120			67	69	52	40.6	31.2	23.2	17.6	120
125				68	51	39.8	30.6	22.6	17.2	125
130				64	50	39	29.8	22	16.6	130
135				59	48	38	29.2	21.4	16.2	135
140				53	47	37.4	28.6	21	15.8	140
145					45	36.6	27.8	20.4	15.2	145
150					43.6	35.8	27.2	20	14.8	150
155					42.2	35.2	26.4	19.4	14.4	155
160					40.6	34.4	25.8	18.8	14	160
165						33.6	25	18.4	13.6	165
170						33	24.2	18	13.2	170
175						32.4	23.4	17.6	12.8	175
180						31.8	22.8	17	12.4	180
185							22.4	16.6	12	185
190							22	16.2	11.6	190
195							21.4	15.8	11.2	195
200							21	15.4	10.8	200
205								15	10.6	205
210								14.6	10.2	210
215								14.2	9.8	215
220								13.8	9.6	220
225									9.2	225
230									9	230
235									8.6	235


115.9 ft

82-239.5 ft

264,500 lbs

28'9" x 29'2"

360°
85
85%
81°

All information given are for reference only.

ft	82	101.7	121.4	141.1	115.9 160.8	180.5	200.1	219.8	239.5	ft
55	113	99								55
60	107	99	80							60
65	102	95	80							65
70	97	92	80	65						70
75	93	88	79	65	51					75
80	89	84	77	64	51	40.4	32			80
85	85	80	75	64	50	39.8	31.6			85
90	82	77	72	63	49	39.2	31.2	23.8		90
95	79	74	70	62	49	38.8	30.6	23.4	18.4	95
100		72	67	61	48	38.2	30.2	23	18	100
105		69	65	60	47	37.6	29.6	22.6	17.4	105
110		67	62	58	47	37.2	29.2	22.2	17	110
115		64	60	56	46	36.6	28.6	21.6	16.6	115
120			58	55	45	36	28.2	21.2	16.2	120
125			57	53	45	35.6	27.6	20.8	15.8	125
130			55	52	44	35	27.2	20.4	15.4	130
135				50	43.6	34.4	26.6	20	15	135
140				49	43	33.8	26	19.4	14.6	140
145				48	42.4	33.4	25.2	19	14.2	145
150				47	41.8	32.8	24.6	18.6	14	150
155					41.2	32.4	24	18.2	13.6	155
160					40.6	31.8	23.6	17.8	13.2	160
165					40.2	31.2	23	17.4	12.8	165
170					39.6	30.8	22.6	17	12.4	170
175						30.2	22.2	16.6	12.2	175
180						29.8	21.8	16.4	11.8	180
185						29.2	21.4	16	11.4	185
190						28.8	21	15.6	11.2	190
195							20.6	15.2	10.8	195
200							20.2	14.8	10.6	200
205							19.8	14.4	10.2	205
210								14.2	9.8	210
215								13.8	9.6	215
220								13.6	9.2	220
225								13.2	9	225
230									8.8	230
235									8.4	235
240									8.2	240

All Terrain Cranes

Hydraulic Truck Cranes

Boom Trucks

Carry Decks

Rough Terrain Cranes

Tower Cranes

Tower Cranes

General Information

All Terrain Cranes

Grove GMK 7550



550 t



147.6 ft



82-239.5 ft



264,500 lbs



28'9" x 29'2"



360°

85

85%

81°

ft	82	101.7	121.4	141.1	147.6 160.8	180.5	200.1	219.8	239.5	ft
65	83									65
70	79	70								70
75	75	67	57	45						75
80	71	65	57	45	37.2					80
85	68	62	57	45	37.2					85
90	65	60	55	45	37.2	29.8	23.2			90
95	62	58	54	45	37	29.8	23.2	18		95
100	59	56	52	45	36.8	29.4	23.2	18	13.6	100
105		53	50	45	36.4	29.2	22.8	18	13.6	105
110		52	49	45	36.2	29	22.6	17.8	13.6	110
115		50	47	44	36	28.8	22.4	17.6	13.4	115
120		49	46	42.6	35.8	28.6	22.2	17.4	13.2	120
125			44	41.2	35.4	28.2	22	17.2	13	125
130			43	40	35.2	28	21.6	16.8	12.8	130
135			41.8	38.8	35	27.8	21.4	16.6	12.6	135
140			40.4	37.6	34.6	27.6	21.2	16.4	12.2	140
145				36.4	33.8	27.2	20.8	16.2	12	145
150				35.4	33.2	27	20.6	15.8	11.8	150
155				34.4	32.4	26.8	20.4	15.6	11.6	155
160					31.8	26.4	20	15.4	11.4	160
165					31	26	19.8	15	11	165
170					30.2	25.6	19.6	14.8	10.8	170
175					29.2	25.4	19.2	14.6	10.6	175
180						25	19	14.4	10.4	180
185						24.6	18.8	14	10	185
190						24.4	18.4	13.8	9.8	190
195						24	18.2	13.6	9.6	195
200							18	13.2	9.4	200
205							17.6	13	9.2	205
210							17.4	12.8	9	210
215							17.2	12.6	8.6	215
220								12.2	8.4	220
225								12	8.2	225
230								11.8	8	230
235								11.6	7.8	235
240									7.6	240
245									7.4	245


163.4 ft

82-239.5 ft

264,500 lbs

28'9" x 29'2"

360°
85
85%
81°

All information given are for reference only.

ft	82	101.7	121.4	141.1	163.4 160.8	180.5	200.1	219.8	239.5	ft
75	64	57								75
80	62	57	45	37						80
85	59	55	45	37						85
90	57	53	45	37	29.2					90
95	55	51	45	37	29.2	23.8	19.2			95
100	53	50	45	37	29.2	23.8	19.2	14.6		100
105		48	44	37	29.2	23.6	19	14.6	10.8	105
110		46	43.2	37	29.2	23.6	19	14.6	10.8	110
115		45	41.8	37	29.2	23.4	18.8	14.4	10.8	115
120		43.4	40.6	36.6	29.2	23.2	18.6	14.4	10.8	120
125			39.2	35.8	29.2	23.2	18.6	14.2	10.6	125
130			38	34.8	29.2	23	18.4	14	10.4	130
135			36.8	34	29.2	22.8	18.2	13.8	10.2	135
140			35.8	33	28.8	22.6	18	13.6	10.2	140
145				32	28.6	22.6	17.8	13.6	10	145
150				31	28.2	22.4	17.6	13.4	9.8	150
155				30	27.8	22.2	17.6	13.2	9.6	155
160				29.2	27.4	22	17.4	13	9.4	160
165					27	21.8	17.2	12.8	9.4	165
170					26.2	21.8	17	12.6	9.2	170
175					25.4	21.6	16.8	12.6	9	175
180					24.8	21.4	16.6	12.4	8.8	180
185						21.2	16.4	12.2	8.6	185
190						21	16.2	12	8.4	190
195						20.6	16	11.8	8.4	195
200						20.4	16	11.6	8.2	200
205							15.8	11.4	8	205
210							15.6	11.4	7.8	210
215							15.4	11.2	7.6	215
220							15.2	11	7.4	220
225								10.8	7.2	225
230								10.6	7	230
235								10.4	7	235
240								10.2	6.8	240
245									6.6	245
250									6.4	250
255									6.2	255

All Terrain Cranes

Hydraulic Truck Cranes

Boom Trucks

Carry Decks

Rough Terrain Cranes

Tower Cranes

Tower Cranes

General Information

All Terrain Cranes

Grove GMK 7550



550 t



179.2 ft



82-239.5 ft



264,500 lbs



28'9" x 29'2"



360°

85

85%

81°

ft	82	101.7	121.4	141.1	179.2 160.8	180.5	200.1	219.8	239.5	ft
75	55									75
80	55	45								80
85	55	45								85
90	53	45	36.6	29.8						90
95	51	45	36.6	29.8	23.8					95
100	49	45	36.6	29.8	23.8	19.6	15.2			100
105	47	43.2	36.6	29.8	23.8	19.6	15.2	11.6		105
110	45	41.8	36.6	29.8	23.8	19.4	15.2	11.6		110
115		40.4	36.6	29.8	23.8	19.4	15.2	11.6	8.4	115
120		39	36.2	29.8	23.8	19.4	15	11.6	8.4	120
125		37.8	35.2	29.8	23.8	19.2	15	11.6	8.4	125
130		36.4	34	29.8	23.8	19.2	15	11.4	8.2	130
135			33	29.8	23.8	19	14.8	11.4	8.2	135
140			32	29.2	23.8	19	14.8	11.2	8	140
145			31	28.4	23.8	18.8	14.6	11.2	8	145
150			30	27.4	23.8	18.8	14.6	11	7.8	150
155				26.6	23.6	18.6	14.4	11	7.8	155
160				25.8	23.4	18.6	14.4	10.8	7.6	160
165				25.2	23.2	18.4	14.2	10.8	7.6	165
170				24.4	23	18.4	14.2	10.6	7.4	170
175					22.4	18.2	14	10.4	7.4	175
180					21.8	18.2	13.8	10.4	7.2	180
185					21.2	18	13.8	10.2	7.2	185
190					20.4	18	13.6	10.2	7	190
195						17.6	13.6	10	6.8	195
200						17.2	13.4	10	6.8	200
205						16.8	13.4	9.8	6.6	205
210							13.2	9.6	6.6	210
215							13	9.6	6.4	215
220							13	9.4	6.2	220
225								9.2	6.2	225
230								9.2	6	230
235								9	5.8	235
240								8.8	5.8	240
245									5.6	245
250									5.6	250
255									5.4	255
260									5.2	260