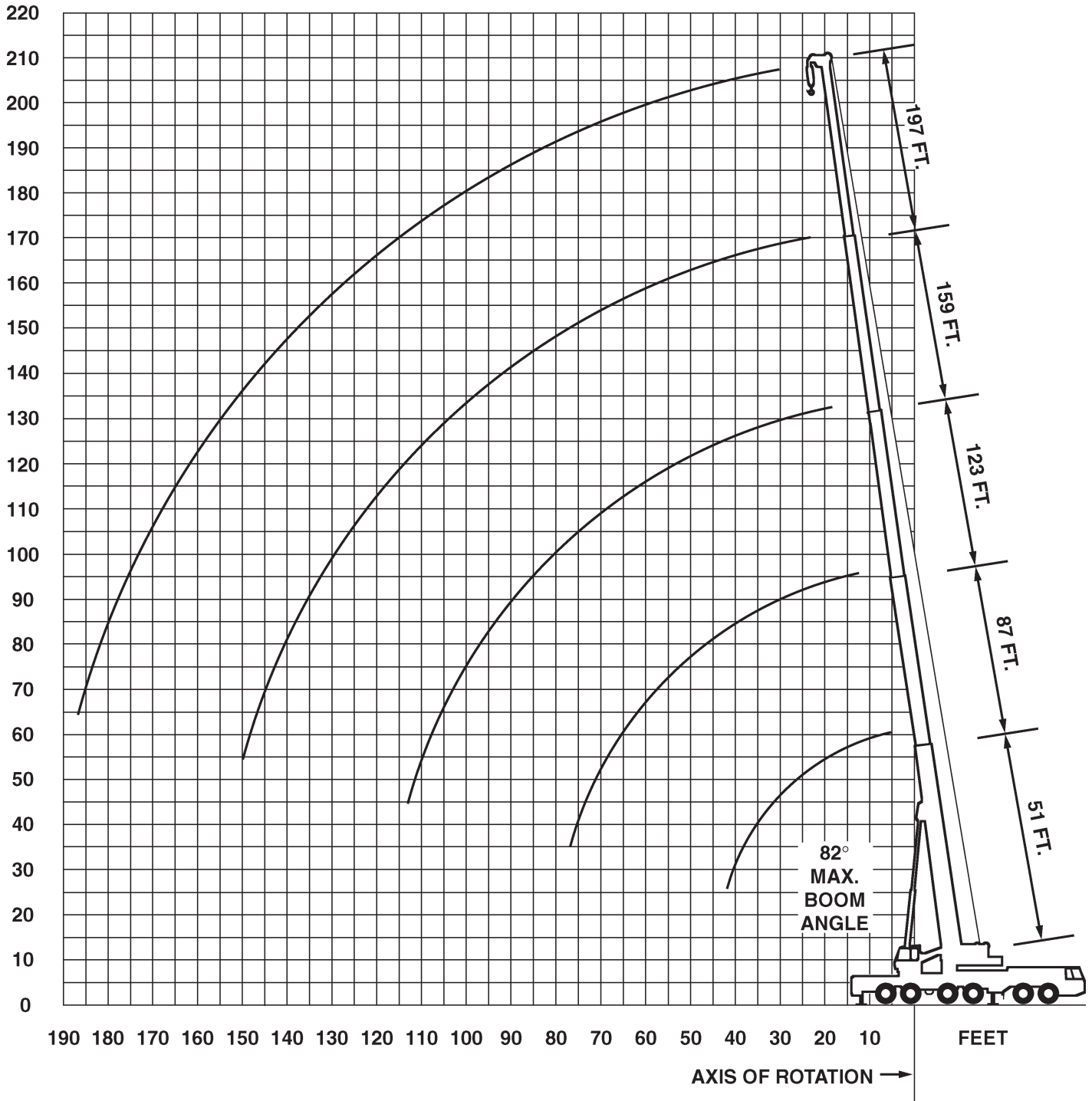


Crane based out of Bensalem and Cincinnati branch.  
Available in other regions upon special request

All information given are for reference only.

07-2011




**51-197 ft**

**220,458 lbs**

**28'6" x 27'11"**

**360°**
**85**
**85%**

All information given are for reference only.

ft	51	72	87	93	108	114	136	160	181	197	ft
9	600*										9
10	470	388	290								10
15	372	370	282	252	204						15
20	306	302	258	224	201	177	140				20
25	258	254	230	200	189	160	134				25
30	222	222	203	178	173	144	123	95	73	59	30
35	188	188	181	160	156	130	113	95	73	59	35
40		162	157	145	141	118	104	94	73	59	40
45		142	137	132	128	107	95	90	73	59	45
50		126	123	122	117	99	88	85	73	59	50
55		112	112	110	107	91	81	79	71	59	55
60			101	99	98	84	74	74	68	59	60
65			91	89	88	78	70	69	64	58	65
70			82	80	79	73	65	65	60	55	70
75			46	73	71	68	61	61	57	52	75
80					65	64	57	57	53	50	80
85					59	60	53	53	50	47	85
90					54	56	50	50	47	45	90
95					39.4	53	47	47	45	43	95
100							44	44	42.2	40.8	100
105							42.6	42	40.2	38.8	105
110							40.6	39.8	38.2	37	110
115							38.6	37.6	36	35	115
120							36.6	35.8	34.4	33.4	120
125								34	32.6	31.8	125
130								32	30.8	30	130
135								29.8	29.2	28.4	135
140								23.6	27.4	26.8	140
145								22.2	25.6	25.2	145
150								19.4	24.2	23.8	150
155									23.2	22.8	155
160									22.4	22	160
165									18	21	165
170									15.6	20.2	170
175										19.2	175

\* over rear only, retracted outrigger base rear

Lifting capacities greater than 430,000 lbs. require special equipment.

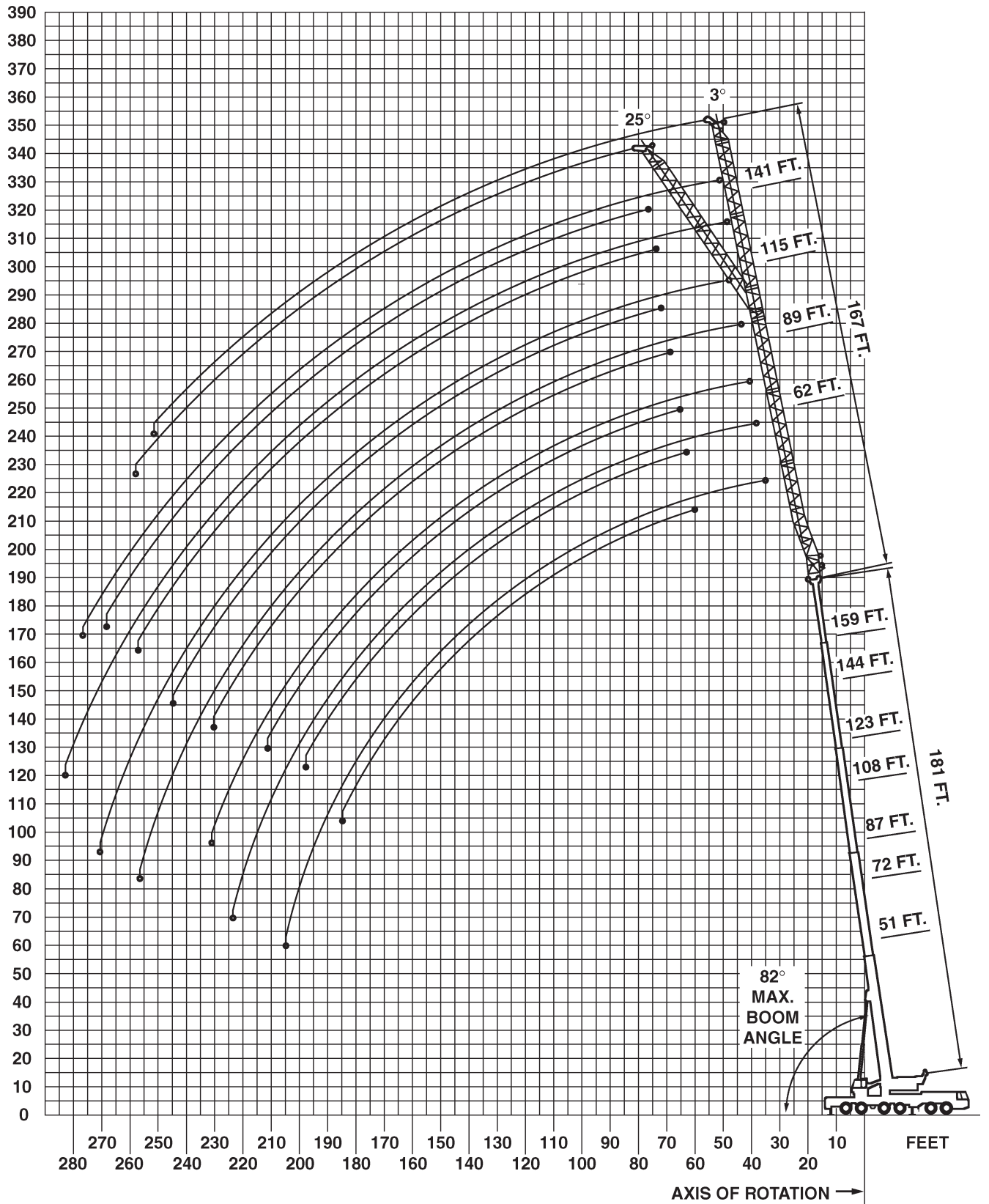
**300 t****All Terrain Cranes**

Grove GMK 6300 B

**51-197 ft****110,229 lbs****28'6" x 27'11"****360°****85****85%**

ft	51	72	87	93	108	114	136	160	181	197	ft
10	448	388	290								10
15	356	352	282	252	204						15
20	280	278	258	224	201	177	140				20
25	224	224	219	200	189	160	134				25
30	183	183	181	178	173	144	123	95	73	59	30
35	150	154	150	148	147	130	113	95	73	59	35
40		130	126	124	122	118	104	94	73	59	40
45		112	108	110	103	107	95	90	73	59	45
50		94	90	94	94	92	88	85	73	59	50
55		83	77	81	80	78	81	74	71	59	55
60			70	70	69	71	71	65	66	59	60
65			62	61	61	65	62	58	59	58	65
70			55	56	53	58	55	52	53	53	70
75			46	52	49	51	49	47	48	48	75
80					46	46	43.6	45	45	43.8	80
85					42.4	41.4	38.8	41.8	41.6	39.8	85
90					38.2	37.4	34.8	39	37.6	36	90
95					34.6	33.6	31.2	35.4	34	32.4	95
100							28	32.2	30.8	29.2	100
105							25.2	29.2	27.8	26.4	105
110							22.6	26.6	25.4	23.8	110
115							20.2	24.4	23	21.4	115
120							18	22.2	20.8	19.4	120
125								20.2	19	17.4	125
130								18.6	17.2	15.6	130
135								16.8	15.6	14	135
140								15.4	14	12.4	140
145								13.8	12.6	11	145
150								12.6	11.4	9.8	150
155									10	8.6	155
160									9	7.4	160
165									7.8	6.4	165
170									6.8	5.4	170
175										4.6	175

All information given are for reference only.



07-2011

**300 t**

**All Terrain Cranes**

Grove GMK 6300 B



**197 ft**



**62-167 ft**



**220,458 lbs**



**28'6" x 27'11"**



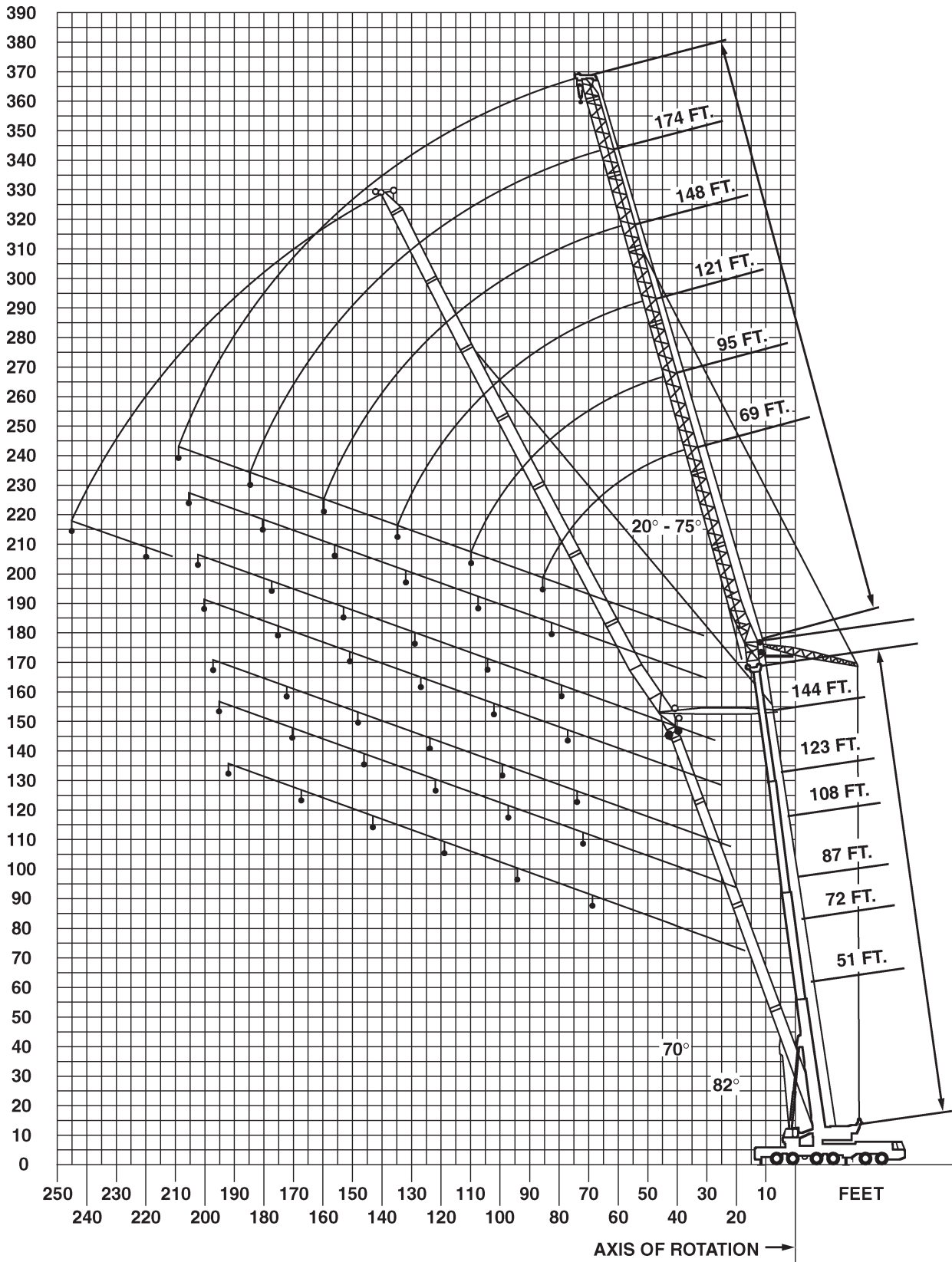
**360°**

**85**

**85%**

ft	62		89		115		141		167		ft
	3°	25°	3°	25°	3°	25°	3°	25°	3°	25°	
50	21.8										50
55	21.8										55
60	21.8	21.2	15.8								60
65	21.8	21.2	15.8								65
70	21.8	21.2	15.8		11						70
75	21.8	21.2	15.8		11						75
80	21.8	21.2	15.8	15.8	11		9.2				80
85	21.8	21.2	15.8	15.8	11		9.2				85
90	21.8	21.2	15.8	15.8	11		9.2		6		90
95	21.8	21.2	15.8	15.8	11		9.2		6		95
100	21.2	20.8	15.8	15.8	11	11	9.2		6		100
105	20.2	20	15.8	15.8	11	11	9.2		6		105
110	19.4	19.2	15.8	15.6	11	11	9.2		6		110
115	18.6	18.4	15.8	15.2	11	11	9.2	9.2	6		115
120	17.8	17.8	15.4	14.8	11	11	9.2	9.2	6	5.6	120
125	17	17	14.6	14.4	11	11	9.2	9.2	6	5.6	125
130	16.4	16.2	14	14	11	10.8	9.2	9	6	5.6	130
135	15.6	15.6	13.4	13.4	10.8	10.6	9	8.8	6	5.6	135
140	15	15	13	13	10.6	10.2	8.6	8.6	6	5.6	140
145	14.4	14.4	12.4	12.4	10.2	10	8.4	8.2	6	5.6	145
150	13.8	13.8	11.8	12	10	9.8	8.2	8	5.8	5.6	150
155	13.2	13.4	11.4	11.4	9.6	9.4	7.8	7.8	5.6	5.6	155
160	12.8	12.8	10.8	11	9.2	9.2	7.6	7.4	5.4	5.6	160
165	12.2	12.2	10.4	10.4	8.8	8.8	7.2	7.2	5.2	5.4	165
170	11.8	11.8	10	10	8.4	8.6	7	7	5	5.2	170
175	11.2	11.4	9.6	9.6	8	8.2	6.6	6.6	4.8	5	175
180	10.8	11	9.2	9.2	7.6	7.8	6.2	6.4	4.6	4.8	180
185	10.4	10.4	8.8	8.8	7.2	7.6	6	6.2	4.4	4.6	185
190	10	10	8.4	8.4	7	7.2	5.6	5.8	4.2	4.4	190
195	9.6	9.6	8	8	6.6	6.8	5.2	5.6	4	4.2	195
200	9.2	9.2	7.6	7.8	6.2	6.6	5	5.4	3.8	4	200
205	8.6	8.8	7.2	7.4	6	6.2	4.6	5	3.6	3.8	205
210	8.2		7	7.2	5.6	6	4.4	4.8	3.2	3.6	210
215	7.8		6.6	6.8	5.4	5.6	4.2	4.6	3	3.4	215
220	7.4		6.4	6.6	5.2	5.4	3.8	4.2		3.2	220
225	7		6	6.2	4.8	5	3.6	4		3	225
230	6.2		5.8	6	4.6	4.8	3.4	3.6			230
235	5.4		5.4	5.6	4.4	4.6	3.2	3.4			235
240			5.2		4	4.4	3	3.2			240
245			5		3.8	4	2.8	3			245
250			4.2		3.6	3.8		2.8			250
255			3.6		3.4	3.6					255
260					3.2						260

All information given are for reference only.



07-2011

**300 t**

**All Terrain Cranes**

Grove GMK 6300 B



51-72 ft



69-200 ft



220,458 lbs



28'6" x 27'11"



360°

**85**

85%

82°

ft	51						72						ft
	69	95	121	148	174	200	69	95	121	148	174	200	
30	122												30
35	122						103						35
40	114	84					103	72					40
45	104	84	60				103	72					45
50	89	84	59				101	72					50
55	76	82	58	40.2			93	72	50				55
60	64	77	58	41.8	30.2		78	71	50	36.6			60
65	52	67	58	41.4	30	21.2	65	71	50	36.4	26.4		65
70		60	57	41.2	29.8	20.8	53	66	50	36.4	26.4		70
75		54	55	41.2	29.6	20.6		61	50	36.2	26.2	18.4	75
80		47	53	41	29.4	20.2		55	49	36.2	26	18.2	80
85		41.4	49	40.6	29.2	20		49	49	36	26	18	85
90		35.4	44	40.4	29	19.2		42.6	48	35.8	25.8	18	90
95			40.2	39.4	28.8	18.6			45	35.6	25.6	18	95
100			36.4	37.8	28.6	18			40.8	35.2	25.6	17.6	100
105			32.6	36.4	28	17.4			36.8	34.6	25.4	17.2	105
110			29	33.6	27.4	16.8			33	33.8	25.2	16.6	110
115			25.6	31	26.8	16.2			29	33	25	16.2	115
120				28.4	26.2	15.6				31.6	24.8	15.6	120
125				25.8	25.8	15.2				29	24.4	15.2	125
130				23.6	25.2	14.4				26.4	24.2	14.6	130
135				21.2	24	14				23.8	23.8	14.2	135
140					22.4	13.8				21.4	23.4	13.8	140
145					21	13.4				19	23	13.4	145
150					19.2	12.8					21.2	13	150
155					17.6	12.6					19.6	12.6	155
160					15.8	12					17.8	12.2	160
165					14	11.6					16	11.8	165
170						11.2					14.2	11.6	170
175						11						11.2	175
180						10.6						10.8	180
185						10.2						10.4	185
190						10						10.2	190
195												9.6	195




**87-108 ft**

**69-200 ft**

**220,458 lbs**

**28'6" x 27'11"**

**360°**
**85**
**85%**
**82°**

All information given are for reference only.

ft	87						108						ft
	69	95	121	148	174	200	69	95	121	148	174	200	
40	90												40
45	90	64					71						45
50	90	64					71						50
55	90	64	46				71	53					55
60	88	64	46	33.2			70	53	38.2				60
65	75	64	45	33	23.8		69	53	38.2	27.6			65
70	62	64	45	33	23.8		65	53	38	27.6			70
75		62	45	33	23.8	16.6		53	38	27.6	19.8		75
80		57	45	32.8	23.6	16.6		53	38	27.6	19.6	13.6	80
85		53	45	32.6	23.4	16.6		53	38	27.4	19.6	13.6	85
90		47	45	32.6	23.4	16.4		50	38	27.4	19.6	13.6	90
95		41	44	32.6	23.2	16.4		47	37.8	27.4	19.6	13.4	95
100			42.8	32.4	23	16.2			37.6	27.2	19.4	13.4	100
105			41.2	32.2	23	15.8			37.6	27.2	19.4	13.4	105
110			37.2	32.2	23	15.6			35.8	27.2	19.4	13.2	110
115			33.2	32	22.8	15.2			34	27.2	19.2	13.2	115
120			29	32	22.6	15			32.2	27	19.2	13.2	120
125			24.8	31.6	22.4	14.8			30.6	26.8	19.2	13.2	125
130				29.2	22.4	14.4				26	19	13	130
135				26.8	22.2	14				25.2	19	12.8	135
140				24.6	22	13.6				24.2	19	12.6	140
145				22	21.8	13.2				23.2	19	12.4	145
150				19	21.4	12.8				22.4	18.8	12.2	150
155					21.2	12.6					18.8	12	155
160					20.2	12.2					18.6	11.8	160
165					18.2	11.8					18.4	11.4	165
170					16.4	11.6					17.4	11.2	170
175					14.2	11.2					16.4	11	175
180						11						10.8	180
185						10.8						10.4	185
190						10.4						10.2	190
195						10.2						10	195
200												9.8	200

All Terrain Cranes

Hydraulic Truck Cranes

Boom Trucks

Carry Decks

Rough Terrain Cranes

Tower Cranes

Tower Cranes

General Information

**300 t**

**All Terrain Cranes**

Grove GMK 6300 B



**123-144 ft**



**69-200 ft**



**220,458 lbs**



**28'6" x 27'11"**



**360°**

**85**

**85%**

**82°**

ft	123						144						ft
	69	95	121	148	174	200	69	95	121	148	174	200	
45	58												45
50	58						44						50
55	58	44					44						55
60	58	44	33				44	33.2					60
65	58	44	33				44	33.2	24.4				65
70	55	44	33				44	33.2	24.4				70
75	52	44	33	23.8			44	33.2	24.4				75
80		44	33	23.8	17			33.2	24.4	17.4			80
85		43.8	32.8	23.8	17	11.4		33.2	24.4	17.4	12.2		85
90		43.6	32.8	23.8	17	11.4		33.2	24.4	17.4	12.2		90
95		42.4	32.8	23.8	17	11.4		33.2	24.4	17.4	12	7.4	95
100		41	32.8	23.6	17	11.4		33	24.4	17.4	12	7.4	100
105		39.2	32.8	23.6	16.8	11.4		32.6	24.4	17.4	12	7.4	105
110			32.8	23.6	16.8	11.2			24.4	17.4	12	7.4	110
115			32.8	23.6	16.8	11.2			24.4	17.4	12	7.4	115
120			32.4	23.6	16.8	11.2			24.4	17.4	12	7.4	120
125			31	23.4	16.8	11.2			24.4	17.4	12	7.4	125
130			29.4	23.4	16.6	11.2			24.4	17.2	12	7.4	130
135				23.2	16.6	11.2				17.2	12	7.4	135
140				22.8	16.6	11				17.2	12	7.4	140
145				22.4	16.6	11				17.2	12	7.4	145
150				22	16.4	11				17.2	12	7.4	150
155				21.6	16.4	11				17.2	12	7.2	155
160					16.4	11					12	7.2	160
165					16.2	10.8					11.8	7.2	165
170					16	10.6					11.8	7.2	170
175					15.8	10.4					11.6	7.2	175
180					15.4	10.2					11.6	7.2	180
185						10						7.2	185
190						10						7.2	190
195						9.8						7.2	195
200						9.4						7.2	200
205												7.2	205
210												7.2	210


**160-181 ft**

**69-200 ft**

**220,458 lbs**

**28'6" x 27'11"**

**360°**
**85**
**85%**
**82°**

All information given are for reference only.

ft	160						181				ft	
	69	95	121	148	174	200	69	95	121	148		
55	34.2											55
60	34.2						24.6					60
65	34.2	25.8					24.6					65
70	34.2	25.8					24.6					70
75	34.2	25.8	18.8				24.6	17.8				75
80	34.2	25.8	18.8	12.8			24.6	17.8	12.6			80
85	34.2	25.8	18.8	12.8	8.4		24.6	17.8	12.6	7.8		85
90		25.8	18.8	12.8	8.4			17.8	12.6	7.8		90
95		25.8	18.8	12.8	8.4			17.8	12.6	7.8		95
100		25.8	18.8	12.8	8.4	4.4		17.8	12.6	7.8		100
105		25.8	18.8	12.8	8.4	4.4		17.8	12.6	7.8		105
110		25.8	18.8	12.8	8.4	4.4		17.8	12.6	7.8		110
115			18.8	12.8	8.4	4.4			12.6	7.8		115
120			18.8	12.8	8.4	4.4			12.6	7.8		120
125			18.8	12.8	8.4	4.4			12.6	7.8		125
130			18.8	12.8	8.4	4.4			12.6	7.8		130
135			18.8	12.8	8.4	4.4			12.6	7.8		135
140				12.8	8.4	4.4				7.8		140
145				12.8	8.4	4.4				7.8		145
150				12.8	8.4	4.4				7.8		150
155				12.8	8.4	4.4				7.8		155
160					8.4	4.4				7.8		160
165					8.4	4.4				7.8		165
170					8.2	4.4						170
175					8.2	4.4						175
180					8.2	4.4						180
185					8.2	4.4						185
190					8.2	4.4						190
195						4.4						195
200						4.4						200
205						4.4						205
210						4.4						210
215						4.4						215

All Terrain Cranes

Hydraulic Truck Cranes

Boom Trucks

Carry Decks

Rough Terrain Cranes

Tower Cranes

Tower Cranes

General Information

300 t

All Terrain Cranes  
Grove GMK 6300 B



A series of horizontal lines spanning the width of the page, providing a space for handwritten notes or specifications.